



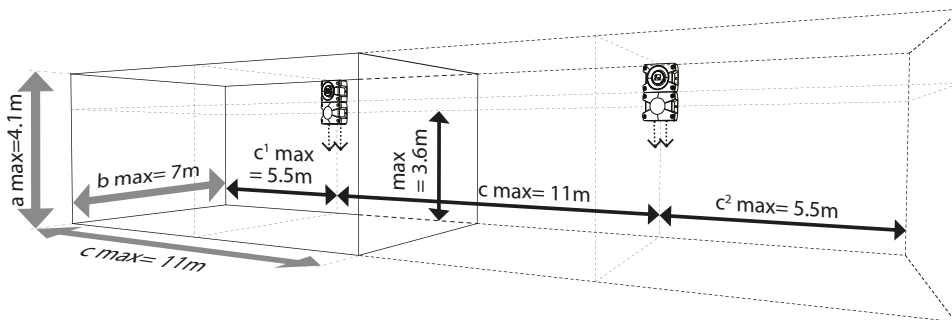
Support for planning and project management for efficient fire alerting with the flashing light sounder PATROL PA X 1-05, clear lens in compliance with EN 54-23

The PA X 1-05 is approved according to the category "O".

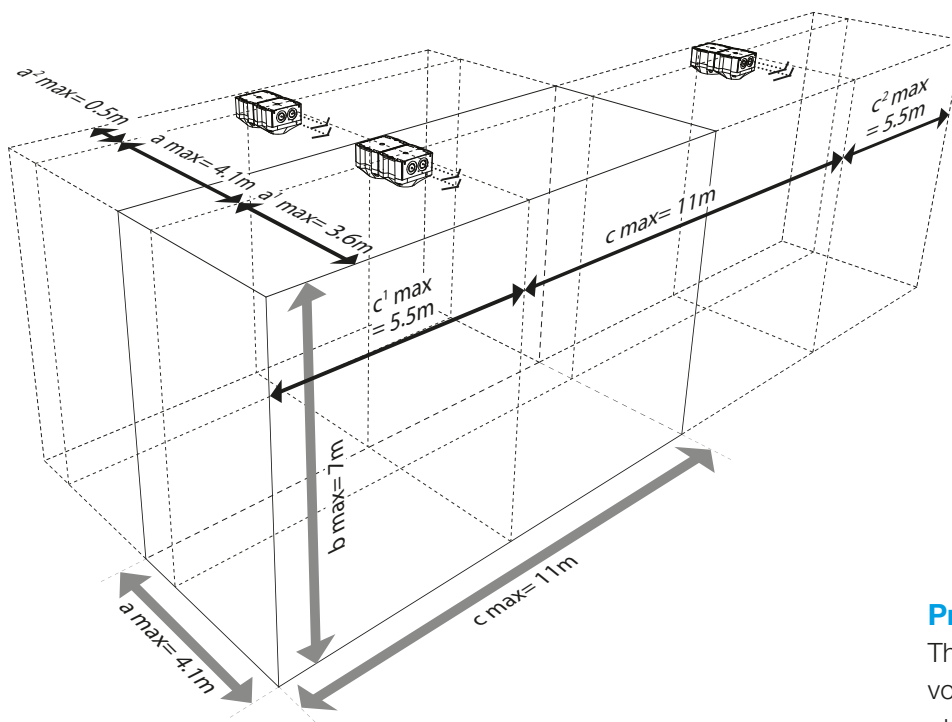
This means that the flashing light sounder light may be mounted in many multiple positions such as on the ceiling or wall.



The following pictures show the maximum ranges of the PATROL flashing light sounder.



Signaling ranges of the PATROL flashing light sounder PA X 1-05, 24 V DC, clear lens, using the example of **wall mounting**.



Signaling ranges of the PATROL flashing light sounder PA X 1-05, 24 V DC, clear lens, using the example of **ceiling mounting**.

Practical implementation:

The signaling devices' coverage volumes are arranged next to each other many times until the alarm area is covered.



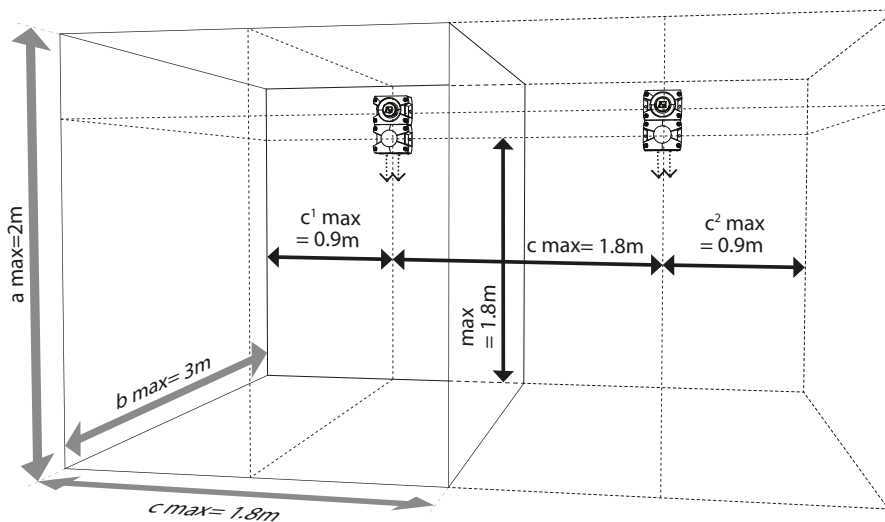
Support for planning and project management for efficient fire alerting with the flashing light sounder PATROL PA X 1-05, red lens in compliance with EN 54-23

The PA X 1-05 is approved according to the category "O".

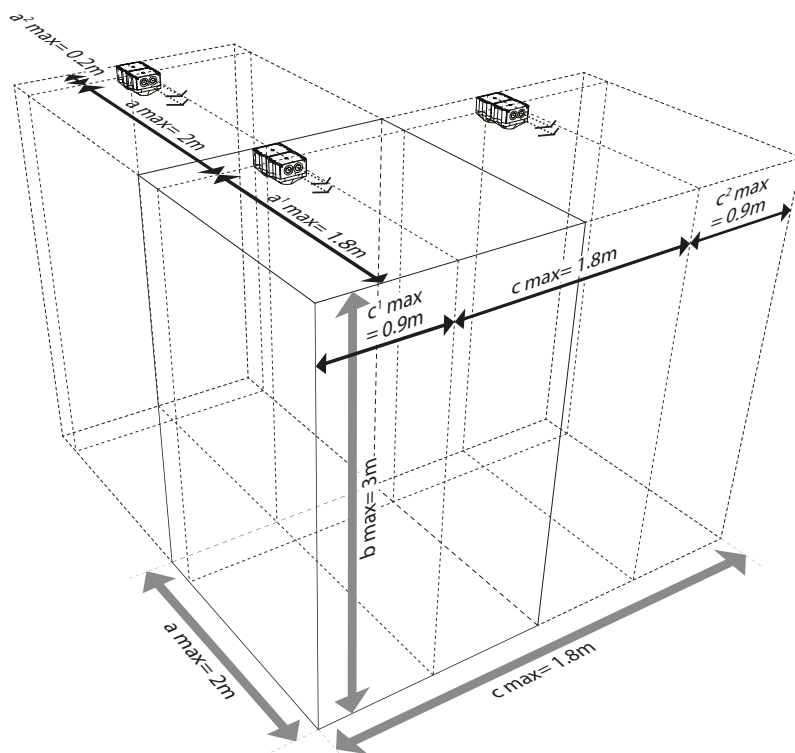
This means that the flashing light sounder light may be mounted in many multiple positions such as on the ceiling or wall.



The following pictures show the maximum ranges of the PATROL flashing light sounder.



Signaling ranges of the PATROL flashing light sounder PA X 1-05, 24 V DC, red lens, using the example of **wall mounting**.



Signaling ranges of the PATROL flashing light sounder PA X 1-05, 24 V DC, red lens, using the example of **ceiling mounting**.

Practical implementation:

The signaling devices' coverage volumes are arranged next to each other many times until the alarm area is covered.